

**NMSU WINDS, BRASS, PERCUSSION
CONCERT ENSEMBLE AUDITION MATERIAL
FALL 2021**

CAREFULLY READ ALL OF THE INFORMATION AS YOU PREPARE YOUR AUDITION

AUDITION DATES & TIMES

- **MONDAY, AUGUST 17, 2021 12:00PM – 8:00PM**
 - **FLUTES: 12:00PM**
 - **CLARINETS: 2:00PM**
 - **SAXOPHONES: 4:45PM**
 - **DOUBLE REEDS: 6:15PM**
- **TUESDAY, AUGUST 18, 2021 9:00AM –PM**
 - **HORNS: 9:00AM**
 - **TRUMPETS: 10:15AM**
 - **LOW BRASS: 1:00PM**
 - **PERCUSSION: 4:00PM**

AUDITION PROCEDURE

All audition times are assigned by section. ALL students auditioning from one section should report to room 112 BEFORE the assigned start time in order to properly warm-up. At the assigned start time, all auditionees will draw numbers and audition in numerical order.

AUDITION ITEMS

The following items will be required in your audition. Prepare them to the best of your ability.

- **CHROMATIC SCALE: ALL WOODWINDS AND BRASS**
- **PREPARED EXCERPTS: SEE SPECIFICS BY INSTRUMENT**
- **SIGHT READING: SIGHT READING WILL BE PROVIDED DURING YOUR AUDITION. YOU WILL HAVE 45 SECONDS TO LOOK AT THE EXCERPTS AND THEN BE ASKED TO PLAY.**

TIPS FOR PREPARING AUDITION MATERIALS

- Notice the given metronome markings if available and work **UP** to that tempo. Start slow, even if the excerpt appears easy. Practice SLOW and be accurate. Maximize the musical elements, not just notes and rhythms, BEFORE moving to a quicker tempo.
- Be patient, consistent, and do not procrastinate. You cannot cram for an audition. You can choose to be prepared or try to get lucky.
- Remain calm and collected. Try your best. If this is your first audition, and the material is new or different from what you have had in the past, all we ask is that you prepare the best you can. Don't give up and assume you will fail. Playing something at a tempo you can control is better than trying to fake it at a faster temp.
- Give yourself time to warm-up and collect your thoughts before an audition. Show up at least 10 minutes early if possible.

FLUTE EXCERPTS

1. English Dances by Malcolm Arnold
Mvmt. 1: Beg. – B
2. Yiddish Dances by Adam Gorb
2 before 17 to 23
3. Yiddish Dances by Adam Gorb
Entire Excerpt
4. Andersen Etude #1 in C Major (All)

1. English Dances: Malcolm Arnold
Beg. – B; Eighth Note = 126

ENGLISH DANCES

MALCOLM ARNOLD
*Arranged for Band by
Maurice Johnstone*

1st & 2nd Flutes

Andantino

I

p leggiero

mp *p* *mf* *mp*

A

B

NMSU WINDS, BRASS, PERCUSSION
CONCERT ENSEMBLE AUDITION MATERIAL
FALL 2021

2. Yiddish Dances: Adam Gorb
2 before 17 – 23; Quarter = 88-92

Flute 1

17 3

f

mf

18 *tr*

19 *ff*

20

21 *f*

22

23

NMSU WINDS, BRASS, PERCUSSION
CONCERT ENSEMBLE AUDITION MATERIAL
FALL 2021

3. Yiddish Dances: Adam Gorb

Entire Excerpt; Quarter = 72 w/rubato

The musical score is written for a single melodic line on a treble clef staff in B-flat major (one flat). It begins at measure 28, marked 'solo' and 'ff' (fortissimo). The tempo is indicated as 'Quarter = 72 w/rubato'. The piece features a variety of rhythmic patterns, including eighth and sixteenth notes, and rests. A dynamic shift to 'p' (piano) occurs around measure 34. The score includes a 'cresc.' (crescendo) marking over a series of sixteenth-note runs. A 'sol' (solo) marking appears above a final melodic phrase. The piece concludes with a triplet of eighth notes and a final 'f' (forte) dynamic marking. The key signature changes to 3/4 time at the end of the excerpt.

4. Etude #1 C Major: Andersen
Whole Etude

Andersen
Twenty-Four Etudes For the Flute, Op. 33
Flute

C Major Allegro moderato. ♩ = 108.

1. *mf* *cresc.* *f* *p*

mf *cresc.*

1. 2.

f *p* *mf* *p* *mf*

p *cresc.* *mf* *cresc.*

f *p*

mf *cresc.* *f* *Fine*

mp

1. 2.

cresc. *mf* *mf* *Da Capo al Fine.*

**NMSU WINDS, BRASS, PERCUSSION
CONCERT ENSEMBLE AUDITION MATERIAL
FALL 2021**

CAREFULLY READ ALL OF THE INFORMATION AS YOU PREPARE YOUR AUDITION

AUDITION DATES & TIMES

- **MONDAY, AUGUST 17, 2021 12:00PM – 8:00PM**
 - **FLUTES: 12:00PM**
 - **CLARINETS: 2:00PM**
 - **SAXOPHONES: 4:45PM**
 - **DOUBLE REEDS: 6:15PM**
- **TUESDAY, AUGUST 18, 2021 9:00AM –PM**
 - **HORNS: 9:00AM**
 - **TRUMPETS: 10:15AM**
 - **LOW BRASS: 1:00PM**
 - **PERCUSSION: 4:00PM**

AUDITION PROCEDURE

All audition times are assigned by section. ALL students auditioning from one section should report to room 112 BEFORE the assigned start time in order to properly warm-up. At the assigned start time, all auditionees will draw numbers and audition in numerical order.

AUDITION ITEMS

The following items will be required in your audition. Prepare them to the best of your ability.

- **CHROMATIC SCALE: ALL WOODWINDS AND BRASS**
- **PREPARED EXCERPTS: SEE SPECIFICS BY INSTRUMENT**
- **SIGHT READING: SIGHT READING WILL BE PROVIDED DURING YOUR AUDITION. YOU WILL HAVE 45 SECONDS TO LOOK AT THE EXCERPTS AND THEN BE ASKED TO PLAY.**

TIPS FOR PREPARING AUDITION MATERIALS

- Notice the given metronome markings if available and work **UP** to that tempo. Start slow, even if the excerpt appears easy. Practice SLOW and be accurate. Maximize the musical elements, not just notes and rhythms, BEFORE moving to a quicker tempo.
- Be patient, consistent, and do not procrastinate. You cannot cram for an audition. You can choose to be prepared or try to get lucky.
- Remain calm and collected. Try your best. If this is your first audition, and the material is new or different from what you have had in the past, all we ask is that you prepare the best you can. Don't give up and assume you will fail. Playing something at a tempo you can control is better than trying to fake it at a faster temp.
- Give yourself time to warm-up and collect your thoughts before an audition. Show up at least 10 minutes early if possible.

NMSU WINDS, BRASS, PERCUSSION
CONCERT ENSEMBLE AUDITION MATERIAL
FALL 2021

OBOE EXCERPTS

1. English Dances by Malcolm Arnold
Beg. – B
2. Yiddish Dances by Adam Gorb
A Tempo before 5 – 7
3. Etude No. 4 from Entertaining Etudes by F.T. Blatt
Entire Etude

1. English Dances: Malcolm Arnold
Beg. – B; Eighth note = 126

2

ENGLISH DANCES

1st & 2nd Oboes

MALCOLM ARNOLD
Arranged for Band by
Maurice Johnstone

Andantino

1

p *leggiere* *mp* *p* *mp*

A

B

2. Yiddish Dances: Adam Gorb
A Tempo before 5 – 7; Eighth = 132

A tempo

fp *f*

5

6

7

3. Etude No 4: F.T. Blatt

Poco Andante.

4.

f

**NMSU WINDS, BRASS, PERCUSSION
CONCERT ENSEMBLE AUDITION MATERIAL
FALL 2021**

CAREFULLY READ ALL OF THE INFORMATION AS YOU PREPARE YOUR AUDITION

AUDITION DATES & TIMES

- **MONDAY, AUGUST 17, 2021 12:00PM – 8:00PM**
 - **FLUTES: 12:00PM**
 - **CLARINETS: 2:00PM**
 - **SAXOPHONES: 4:45PM**
 - **DOUBLE REEDS: 6:15PM**
- **TUESDAY, AUGUST 18, 2021 9:00AM –PM**
 - **HORNS: 9:00AM**
 - **TRUMPETS: 10:15AM**
 - **LOW BRASS: 1:00PM**
 - **PERCUSSION: 4:00PM**

AUDITION PROCEDURE

All audition times are assigned by section. ALL students auditioning from one section should report to room 112 BEFORE the assigned start time in order to properly warm-up. At the assigned start time, all auditionees will draw numbers and audition in numerical order.

AUDITION ITEMS

The following items will be required in your audition. Prepare them to the best of your ability.

- **CHROMATIC SCALE: ALL WOODWINDS AND BRASS**
- **PREPARED EXCERPTS: SEE SPECIFICS BY INSTRUMENT**
- **SIGHT READING: SIGHT READING WILL BE PROVIDED DURING YOUR AUDITION. YOU WILL HAVE 45 SECONDS TO LOOK AT THE EXCERPTS AND THEN BE ASKED TO PLAY.**

TIPS FOR PREPARING AUDITION MATERIALS

- Notice the given metronome markings if available and work **UP** to that tempo. Start slow, even if the excerpt appears easy. Practice SLOW and be accurate. Maximize the musical elements, not just notes and rhythms, BEFORE moving to a quicker tempo.
- Be patient, consistent, and do not procrastinate. You cannot cram for an audition. You can choose to be prepared or try to get lucky.
- Remain calm and collected. Try your best. If this is your first audition, and the material is new or different from what you have had in the past, all we ask is that you prepare the best you can. Don't give up and assume you will fail. Playing something at a tempo you can control is better than trying to fake it at a faster temp.
- Give yourself time to warm-up and collect your thoughts before an audition. Show up at least 10 minutes early if possible.

**NMSU WINDS, BRASS, PERCUSSION
CONCERT ENSEMBLE AUDITION MATERIAL
FALL 2021**

CLARINET EXCERPTS

1. English Dances by Malcolm Arnold
Mvmt. I: E – End
2. English Dances by Malcolm Arnold
Mvmt. IV: Beg. – C
3. Yiddish Dances by Adam Gorb
Beg. – 2
4. Yiddish Dances by Adam Gorb
70 – End
5. Etude No. 3: Rose

1. English Dances: Malcolm Arnold
Mvmt. I, E – End; Eighth = 126

English Dances by Malcolm Arnold, Movement I, E – End. The score is for Clarinet and consists of five staves. It features various musical notations including dynamics (p, pp, f), articulation (dim. molto), and performance instructions (One PLAY, all div., unis., 3). The key signature is one sharp (F#) and the time signature is 3/4. The score includes repeat signs and first/second endings.

2. English Dances: Malcolm Arnold
Mvmt. IV, Beg. – C; Quarter = 156

English Dances by Malcolm Arnold, Movement IV, Beg. – C. The score is for Clarinet and consists of five staves. It features various musical notations including dynamics (ff, marc.), articulation (Allegro risoluto), and performance instructions (1, 2, 4, 8). The key signature is one sharp (F#) and the time signature is 3/4. The score includes repeat signs and first/second endings.

NMSU WINDS, BRASS, PERCUSSION
CONCERT ENSEMBLE AUDITION MATERIAL
FALL 2021

3. Yiddish Dances: Adam Gorb
Beg. – 2; Eighth = 132

Clarinet I in B \flat

Yiddish Dances

Adam Gorb

1. KHOSIDL

Andante
♩ = 132

fp *f*

no accent

1 2

4. Yiddish Dances: Adam Gorb
70 – End; Quarter = 156

70

ff

71

tr

72

1

73

ff

accel. al fine

fff

5. Rose Etude No. 3

4 Clarinet

Andante sostenuto

3. *p* *cresc.*

p *dim.* *pp* *p*

pp *mf*

f *p rit.* *tr* *pp* *p*

a tempo *cresc.*

p

f *large* *p*

f *tr* *mf* *p* *pp*

**NMSU WINDS, BRASS, PERCUSSION
CONCERT ENSEMBLE AUDITION MATERIAL
FALL 2021**

CAREFULLY READ ALL OF THE INFORMATION AS YOU PREPARE YOUR AUDITION

AUDITION DATES & TIMES

- **MONDAY, AUGUST 17, 2021 12:00PM – 8:00PM**
 - **FLUTES: 12:00PM**
 - **CLARINETS: 2:00PM**
 - **SAXOPHONES: 4:45PM**
 - **DOUBLE REEDS: 6:15PM**
- **TUESDAY, AUGUST 18, 2021 9:00AM –PM**
 - **HORNS: 9:00AM**
 - **TRUMPETS: 10:15AM**
 - **LOW BRASS: 1:00PM**
 - **PERCUSSION: 4:00PM**

AUDITION PROCEDURE

All audition times are assigned by section. ALL students auditioning from one section should report to room 112 BEFORE the assigned start time in order to properly warm-up. At the assigned start time, all auditionees will draw numbers and audition in numerical order.

AUDITION ITEMS

The following items will be required in your audition. Prepare them to the best of your ability.

- **CHROMATIC SCALE: ALL WOODWINDS AND BRASS**
- **PREPARED EXCERPTS: SEE SPECIFICS BY INSTRUMENT**
- **SIGHT READING: SIGHT READING WILL BE PROVIDED DURING YOUR AUDITION. YOU WILL HAVE 45 SECONDS TO LOOK AT THE EXCERPTS AND THEN BE ASKED TO PLAY.**

TIPS FOR PREPARING AUDITION MATERIALS

- Notice the given metronome markings if available and work **UP** to that tempo. Start slow, even if the excerpt appears easy. Practice SLOW and be accurate. Maximize the musical elements, not just notes and rhythms, BEFORE moving to a quicker tempo.
- Be patient, consistent, and do not procrastinate. You cannot cram for an audition. You can choose to be prepared or try to get lucky.
- Remain calm and collected. Try your best. If this is your first audition, and the material is new or different from what you have had in the past, all we ask is that you prepare the best you can. Don't give up and assume you will fail. Playing something at a tempo you can control is better than trying to fake it at a faster temp.
- Give yourself time to warm-up and collect your thoughts before an audition. Show up at least 10 minutes early if possible.

NMSU WINDS, BRASS, PERCUSSION
CONCERT ENSEMBLE AUDITION MATERIAL
FALL 2021

SAXOPHONE EXCERPTS

1. English Dances by Malcolm Arnold
Mvmt. I: B - C
2. English Dances by Malcolm Arnold
Mvmt. III: A - B
3. English Dances by Malcolm Arnold
Mvmt. IV: G - H
4. Yiddish Dances by Adam Gorb
15 - 16
5. Yiddish Dances by Adam Gorb
27 - 28
6. Ferling Etude No. 28

1. English Dances: Arnold
I: B - C; Eighth = 126

2

ENGLISH DANCES

1st & 2nd Eb Alto Saxophones

MALCOLM ARNOLD
*Arranged for Band by
Maurice Johnstone*

I

Andantino

p leggiero

mp *p*

1

2. English Dances: Arnold
III: A - B; Quarter = 60

III

Mesto

p *mp*

A *B*

NMSU WINDS, BRASS, PERCUSSION
CONCERT ENSEMBLE AUDITION MATERIAL
FALL 2021

3. English Dances: Arnold
IV: G – H; Quarter = 156

Handwritten musical score for "English Dances: Arnold" in G major (one sharp). The score consists of four staves. The first staff has a large rectangular redaction box covering measures 156-157. The second staff contains measures 158-160. The third staff contains measures 161-163. The fourth staff contains measures 164-165, ending with a double bar line and a repeat sign. A key signature change to G major is indicated at the beginning of the first staff. A dynamic marking of *ff* is present at the start of the second staff. A measure number box with the number 1 is located at the end of the fourth staff.

4. Yiddish Dances: Gorb
15 – 16; Quarter = 88

Handwritten musical score for "Yiddish Dances: Gorb" in G major (one sharp). The score consists of four staves. The first staff has a large rectangular redaction box covering measures 15-16. The second staff contains measures 17-20, with a measure number box labeled 15 at the beginning. The third staff contains measures 21-24, with a measure number box labeled 16 at the beginning. The fourth staff contains measures 25-26, ending with a double bar line and a repeat sign. The score includes various musical notations such as triplets, slurs, and dynamic markings like *mp* and *cresc.*. Handwritten notes include "Push", "trm", and "1".

NMSU WINDS, BRASS, PERCUSSION
CONCERT ENSEMBLE AUDITION MATERIAL
FALL 2021

5. Yiddish Dances: Gorb
27 – 28; Quarter = 60 w/rubato

4

Alto Sax I

The musical score for Alto Sax I shows measures 26, 27, and 28. Measure 26 is a whole rest. Measure 27 begins with a 'solo' marking and a forte (f) dynamic. Measure 28 features a triplet of eighth notes with a mezzo-forte (mf) dynamic, followed by a quarter note and a half note, both marked forte (f). The key signature has two sharps (F# and C#), and the time signature is 4/4.

6. Ferling Etude No. 28

Allegro spiritoso (126 = ♩)

The musical score for 'Ferling Etude No. 28' is in 4/4 time with a key signature of two flats (Bb and Eb). The tempo is marked 'Allegro spiritoso' with a metronome marking of 126 = ♩. The score consists of six staves of music. Dynamics include forte (f), piano (p), mezzo-forte (mf), and fortissimo (ff). A 'p subito' marking appears in the fourth staff. The piece ends with a double bar line.

**NMSU WINDS, BRASS, PERCUSSION
CONCERT ENSEMBLE AUDITION MATERIAL
FALL 2021**

CAREFULLY READ ALL OF THE INFORMATION AS YOU PREPARE YOUR AUDITION

AUDITION DATES & TIMES

- **MONDAY, AUGUST 17, 2021 12:00PM – 8:00PM**
 - **FLUTES: 12:00PM**
 - **CLARINETS: 2:00PM**
 - **SAXOPHONES: 4:45PM**
 - **DOUBLE REEDS: 6:15PM**
- **TUESDAY, AUGUST 18, 2021 9:00AM –PM**
 - **HORNS: 9:00AM**
 - **TRUMPETS: 10:15AM**
 - **LOW BRASS: 1:00PM**
 - **PERCUSSION: 4:00PM**

AUDITION PROCEDURE

All audition times are assigned by section. ALL students auditioning from one section should report to room 112 BEFORE the assigned start time in order to properly warm-up. At the assigned start time, all auditionees will draw numbers and audition in numerical order.

AUDITION ITEMS

The following items will be required in your audition. Prepare them to the best of your ability.

- **CHROMATIC SCALE: ALL WOODWINDS AND BRASS**
- **PREPARED EXCERPTS: SEE SPECIFICS BY INSTRUMENT**
- **SIGHT READING: SIGHT READING WILL BE PROVIDED DURING YOUR AUDITION. YOU WILL HAVE 45 SECONDS TO LOOK AT THE EXCERPTS AND THEN BE ASKED TO PLAY.**

TIPS FOR PREPARING AUDITION MATERIALS

- Notice the given metronome markings if available and work **UP** to that tempo. Start slow, even if the excerpt appears easy. Practice SLOW and be accurate. Maximize the musical elements, not just notes and rhythms, BEFORE moving to a quicker tempo.
- Be patient, consistent, and do not procrastinate. You cannot cram for an audition. You can choose to be prepared or try to get lucky.
- Remain calm and collected. Try your best. If this is your first audition, and the material is new or different from what you have had in the past, all we ask is that you prepare the best you can. Don't give up and assume you will fail. Playing something at a tempo you can control is better than trying to fake it at a faster temp.
- Give yourself time to warm-up and collect your thoughts before an audition. Show up at least 10 minutes early if possible.

BASSOON EXCERPTS

1. English Dances: Malcolm Arnold
Mvmt. III: Beg. – A; Quarter = 60

23, Quartet 1

Bassoon 1

23

f sempre marcato

24

fff

3. Weissenborn Bassoon Studies
Page 17: Andante

Andante.

mf

Edition Peters.

7122

**NMSU WINDS, BRASS, PERCUSSION
CONCERT ENSEMBLE AUDITION MATERIAL
FALL 2021**

CAREFULLY READ ALL OF THE INFORMATION AS YOU PREPARE YOUR AUDITION

AUDITION DATES & TIMES

- **MONDAY, AUGUST 17, 2021 12:00PM – 8:00PM**
 - **FLUTES: 12:00PM**
 - **CLARINETS: 2:00PM**
 - **SAXOPHONES: 4:45PM**
 - **DOUBLE REEDS: 6:15PM**

- **TUESDAY, AUGUST 18, 2021 9:00AM –PM**
 - **HORNS: 9:00AM**
 - **TRUMPETS: 10:15AM**
 - **LOW BRASS: 1:00PM**
 - **PERCUSSION: 4:00PM**

AUDITION PROCEDURE

All audition times are assigned by section. ALL students auditioning from one section should report to room 112 BEFORE the assigned start time in order to properly warm-up. At the assigned start time, all auditionees will draw numbers and audition in numerical order.

AUDITION ITEMS

The following items will be required in your audition. Prepare them to the best of your ability.

- **CHROMATIC SCALE: ALL WOODWINDS AND BRASS**
- **PREPARED EXCERPTS: SEE SPECIFICS BY INSTRUMENT**
- **SIGHT READING: SIGHT READING WILL BE PROVIDED DURING YOUR AUDITION. YOU WILL HAVE 45 SECONDS TO LOOK AT THE EXCERPTS AND THEN BE ASKED TO PLAY.**

TIPS FOR PREPARING AUDITION MATERIALS

- Notice the given metronome markings if available and work **UP** to that tempo. Start slow, even if the excerpt appears easy. Practice SLOW and be accurate. Maximize the musical elements, not just notes and rhythms, BEFORE moving to a quicker tempo.
- Be patient, consistent, and do not procrastinate. You cannot cram for an audition. You can choose to be prepared or try to get lucky.
- Remain calm and collected. Try your best. If this is your first audition, and the material is new or different from what you have had in the past, all we ask is that you prepare the best you can. Don't give up and assume you will fail. Playing something at a tempo you can control is better than trying to fake it at a faster temp.
- Give yourself time to warm-up and collect your thoughts before an audition. Show up at least 10 minutes early if possible.

NMSU WINDS, BRASS, PERCUSSION
CONCERT ENSEMBLE AUDITION MATERIAL
FALL 2021

HORN EXCERPTS

1. English Dances by Malcolm Arnold
Mvmt. III: A - B
2. English Dances by Malcolm Arnold
Mvmt. IV: G - End
3. Yiddish Dances by Adam Gorb
17 – 19
4. Yiddish Dances by Adam Gorb
55 – 56
5. Gugel Etude No. 4

1. English Dances: Arnold
Mvmt. III: A – B; Quarter = 60

Open A
p espr.

B

2. English Dances: Arnold
Mvmt. IV: G – End; Quarter = 156

Trpt. G
pp *ff*

H 1 *ff*

NMSU WINDS, BRASS, PERCUSSION
CONCERT ENSEMBLE AUDITION MATERIAL
FALL 2021

3. Yiddish Dances: Gorb
17-19; Quarter = 88

Handwritten notes: *P. 11 - 2*, *+ f*, *poco f*, *f fp*, *1. + 2*.

Measures 17-19 are shown in treble clef, 2/4 time. Measure 17 starts with a box and contains a triplet of eighth notes. Measure 18 contains a triplet of eighth notes. Measure 19 contains a triplet of eighth notes. Dynamics include *poco f*, *f*, and *fp*. There are also handwritten annotations like *+ f* and *1. + 2*.

4. Yiddish Dances: Gorb
55 - 56; Quarter = 116 - 126

Handwritten notes: *ff*, *f*, *mp*.

Measures 55-56 are shown in treble clef, 2/4 time. Measure 55 starts with a box and contains a half note. Measure 56 contains a half note. Dynamics include *ff*, *f*, and *mp*.

5. Gugel Etude No. 4

3

Allegro $\text{♩} = 138$

3.

p

rit.

a tempo

p

rall.

a tempo

p

tr

**NMSU WINDS, BRASS, PERCUSSION
CONCERT ENSEMBLE AUDITION MATERIAL
FALL 2021**

CAREFULLY READ ALL OF THE INFORMATION AS YOU PREPARE YOUR AUDITION

AUDITION DATES & TIMES

- **MONDAY, AUGUST 17, 2021 12:00PM – 8:00PM**
 - **FLUTES: 12:00PM**
 - **CLARINETS: 2:00PM**
 - **SAXOPHONES: 4:45PM**
 - **DOUBLE REEDS: 6:15PM**

- **TUESDAY, AUGUST 18, 2021 9:00AM –PM**
 - **HORNS: 9:00AM**
 - **TRUMPETS: 10:15AM**
 - **LOW BRASS: 1:00PM**
 - **PERCUSSION: 4:00PM**

AUDITION PROCEDURE

All audition times are assigned by section. ALL students auditioning from one section should report to room 112 BEFORE the assigned start time in order to properly warm-up. At the assigned start time, all auditionees will draw numbers and audition in numerical order.

AUDITION ITEMS

The following items will be required in your audition. Prepare them to the best of your ability.

- **CHROMATIC SCALE: ALL WOODWINDS AND BRASS**
- **PREPARED EXCERPTS: SEE SPECIFICS BY INSTRUMENT**
- **SIGHT READING: SIGHT READING WILL BE PROVIDED DURING YOUR AUDITION. YOU WILL HAVE 45 SECONDS TO LOOK AT THE EXCERPTS AND THEN BE ASKED TO PLAY.**

TIPS FOR PREPARING AUDITION MATERIALS

- Notice the given metronome markings if available and work **UP** to that tempo. Start slow, even if the excerpt appears easy. Practice SLOW and be accurate. Maximize the musical elements, not just notes and rhythms, BEFORE moving to a quicker tempo.
- Be patient, consistent, and do not procrastinate. You cannot cram for an audition. You can choose to be prepared or try to get lucky.
- Remain calm and collected. Try your best. If this is your first audition, and the material is new or different from what you have had in the past, all we ask is that you prepare the best you can. Don't give up and assume you will fail. Playing something at a tempo you can control is better than trying to fake it at a faster temp.
- Give yourself time to warm-up and collect your thoughts before an audition. Show up at least 10 minutes early if possible.

NMSU WINDS, BRASS, PERCUSSION
CONCERT ENSEMBLE AUDITION MATERIAL
FALL 2021

TRUMPET EXCERPTS

1. English Dances by Malcolm Arnold
Mvmt. II: F - H
2. English Dances by Malcolm Arnold
Mvmt. III: C - D
3. Yiddish Dances by Adam Gorb
Beg. - 2
4. Yiddish Dances by Adam Gorb
25 - 26
5. Yiddish Dances by Adam Gorb
30 - 32
6. Wurm Etude No. 4

1. English Dances: Arnold
Mvmt. II: F - H; Quarter = 126

Open

f

ff

1

1

2. English Dances: Arnold
Mvmt. III: C - D; Quarter = 60

Open

mp can-

tabile

pp

NMSU WINDS, BRASS, PERCUSSION
CONCERT ENSEMBLE AUDITION MATERIAL
FALL 2021

3. Yiddish Dances: Gorb
Beg. – 2; Eighth = 132

Trumpet 1 in B♭

Yiddish Dances

Adam Gorb

1. KHOSIDL

Andante ♩ = 132

4. Yiddish Dances: Gorb
25 – 26; Quarter = 60 w/rubato

Trumpet 1

5. Yiddish Dances: Gorb
30 – 32; dotted quarter = 46

Andante con moto

♩. = 46

6. Wurm Etude No. 4

4

Allegro ♩ = 132

p

mf

a tempo

ad lib. rit.

p

**NMSU WINDS, BRASS, PERCUSSION
CONCERT ENSEMBLE AUDITION MATERIAL
FALL 2021**

CAREFULLY READ ALL OF THE INFORMATION AS YOU PREPARE YOUR AUDITION

AUDITION DATES & TIMES

- **MONDAY, AUGUST 17, 2021 12:00PM – 8:00PM**
 - **FLUTES: 12:00PM**
 - **CLARINETS: 2:00PM**
 - **SAXOPHONES: 4:45PM**
 - **DOUBLE REEDS: 6:15PM**
- **TUESDAY, AUGUST 18, 2021 9:00AM –PM**
 - **HORNS: 9:00AM**
 - **TRUMPETS: 10:15AM**
 - **LOW BRASS: 1:00PM**
 - **PERCUSSION: 4:00PM**

AUDITION PROCEDURE

All audition times are assigned by section. ALL students auditioning from one section should report to room 112 BEFORE the assigned start time in order to properly warm-up. At the assigned start time, all auditionees will draw numbers and audition in numerical order.

AUDITION ITEMS

The following items will be required in your audition. Prepare them to the best of your ability.

- **SCALES**
-
- **PREPARED EXCERPTS: SEE SPECIFICS BY INSTRUMENT**
- **SIGHT READING: SIGHT READING WILL BE PROVIDED DURING YOUR AUDITION. YOU WILL HAVE 45 SECONDS TO LOOK AT THE EXCERPTS AND THEN BE ASKED TO PLAY.**

TIPS FOR PREPARING AUDITION MATERIALS

- Notice the given metronome markings if available and work **UP** to that tempo. Start slow, even if the excerpt appears easy. Practice SLOW and be accurate. Maximize the musical elements, not just notes and rhythms, BEFORE moving to a quicker tempo.
- Be patient, consistent, and do not procrastinate. You cannot cram for an audition. You can choose to be prepared or try to get lucky.
- Remain calm and collected. Try your best. If this is your first audition, and the material is new or different from what you have had in the past, all we ask is that you prepare the best you can. Don't give up and assume you will fail. Playing something at a tempo you can control is better than trying to fake it at a faster temp.
- Give yourself time to warm-up and collect your thoughts before an audition. Show up at least 10 minutes early if possible.

NMSU WINDS, BRASS, PERCUSSION
CONCERT ENSEMBLE AUDITION MATERIAL
FALL 2021

EUPHONIUM EXCERPTS

1. English Dances by Malcolm Arnold
Mvmt. II: H – J
2. English Dances by Malcolm Arnold
Mvmt. III: A – B
3. Yiddish Dances by Adam Gorb
17 - 19
4. Tionnement Etude No. 20

1. English Dances: Arnold
Mvmt. II: H – J; Quarter = 126

ff

Lotto

Lotto

I

J

H

2. English Dances: Arnold
Mvmt. III: A – B; Quarter = 60

Mesto

A

B

B

p espr.

NMSU WINDS, BRASS, PERCUSSION
CONCERT ENSEMBLE AUDITION MATERIAL
FALL 2021

3. Yiddish Dances: Gorb
17 – 19; Quarter = 88

Handwritten musical score for measures 17, 18, and 19 of "Yiddish Dances: Gorb". The score is written in bass clef with a key signature of one flat (B-flat). Measure 17 features a triplet of eighth notes with the instruction "poco f" and a handwritten "work" above it. Measure 18 continues the triplet pattern. Measure 19 shows a triplet of eighth notes with the instruction "f fp" and a handwritten "Dillon" below it. There are also handwritten notes "Hb B&W" and "J" above the staff in measure 18.

4. Tionnement Etude No. 20

Handwritten musical score for "Tionnement Etude No. 20". The score is written in bass clef with a key signature of one flat (B-flat) and a 4/4 time signature. The tempo/mood is indicated as "Du Moderato à l'Allegro (de 60 à 70 = d.)". The score consists of eight staves. The first staff begins with a dynamic marking of "mf". The second staff has a "mf" marking. The third staff has a "cresc. . . . f" marking. The fourth staff has a "dolce" marking. The fifth staff has a "2" marking above it. The sixth staff has a "2" marking above it. The seventh staff has a "2" marking above it. The eighth staff has a "2" marking above it. The score includes various musical notations such as slurs, ties, and dynamic markings.

♩ = 92



37



41



45



49



53



**NMSU WINDS, BRASS, PERCUSSION
CONCERT ENSEMBLE AUDITION MATERIAL
FALL 2021**

CAREFULLY READ ALL OF THE INFORMATION AS YOU PREPARE YOUR AUDITION

AUDITION DATES & TIMES

- **MONDAY, AUGUST 17, 2021 12:00PM – 8:00PM**
 - **FLUTES: 12:00PM**
 - **CLARINETS: 2:00PM**
 - **SAXOPHONES: 4:45PM**
 - **DOUBLE REEDS: 6:15PM**

- **TUESDAY, AUGUST 18, 2021 9:00AM –PM**
 - **HORNS: 9:00AM**
 - **TRUMPETS: 10:15AM**
 - **LOW BRASS: 1:00PM**
 - **PERCUSSION: 4:00PM**

AUDITION PROCEDURE

All audition times are assigned by section. ALL students auditioning from one section should report to room 112 BEFORE the assigned start time in order to properly warm-up. At the assigned start time, all auditionees will draw numbers and audition in numerical order.

AUDITION ITEMS

The following items will be required in your audition. Prepare them to the best of your ability.

- **SCALES**
-
- **PREPARED EXCERPTS: SEE SPECIFICS BY INSTRUMENT**

- **SIGHT READING: SIGHT READING WILL BE PROVIDED DURING YOUR AUDITION. YOU WILL HAVE 45 SECONDS TO LOOK AT THE EXCERPTS AND THEN BE ASKED TO PLAY.**

TIPS FOR PREPARING AUDITION MATERIALS

- Notice the given metronome markings if available and work **UP** to that tempo. Start slow, even if the excerpt appears easy. Practice SLOW and be accurate. Maximize the musical elements, not just notes and rhythms, BEFORE moving to a quicker tempo.
- Be patient, consistent, and do not procrastinate. You cannot cram for an audition. You can choose to be prepared or try to get lucky.
- Remain calm and collected. Try your best. If this is your first audition, and the material is new or different from what you have had in the past, all we ask is that you prepare the best you can. Don't give up and assume you will fail. Playing something at a tempo you can control is better than trying to fake it at a faster temp.
- Give yourself time to warm-up and collect your thoughts before an audition. Show up at least 10 minutes early if possible.

NMSU WINDS, BRASS, PERCUSSION
CONCERT ENSEMBLE AUDITION MATERIAL
FALL 2021

TROMBONE EXCERPTS

1. English Dances by Malcolm Arnold
Mvmt. IV: G - End
2. Yiddish Dances by Adam Gorb
19 - 22
3. Yiddish Dances by Adam Gorb
26 - 27
4. Vobaron Etude No. 5

1. English Dances: Arnold
Mvmt. IV: G - End; Quarter = 156

pp ff

ff

2. Yiddish Dances: Gorb
19 - 22; Quarter = 88

19 ff f

20 f

21 ff f

22 gliss. fp < f


NMSU WINDS, BRASS, PERCUSSION
CONCERT ENSEMBLE AUDITION MATERIAL
FALL 2021

3. Yiddish Dances: Gorb
26 – 27; Quarter = 72

The musical score is written for a concert ensemble, featuring a treble and bass staff. The key signature has one flat (B-flat), and the time signature is 4/4. Measure 26 begins with a treble staff containing a 5-measure rest, followed by a series of eighth and sixteenth notes. A dynamic marking of *fp* (fortissimo piano) is placed above the staff, and a *mf* (mezzo-forte) marking is below. The bass staff continues with a melodic line of eighth and sixteenth notes, including triplets. Measure 27 continues the bass staff melody, starting with a dynamic marking of *f* (forte) and ending with a *fz* (forzando) marking. The score includes various musical notations such as slurs, ties, and articulation marks.

[illegible]

♩ = 92



37



41



45



49



53



**NMSU WINDS, BRASS, PERCUSSION
CONCERT ENSEMBLE AUDITION MATERIAL
FALL 2021**

CAREFULLY READ ALL OF THE INFORMATION AS YOU PREPARE YOUR AUDITION

AUDITION DATES & TIMES

- **MONDAY, AUGUST 17, 2021 12:00PM – 8:00PM**
 - **FLUTES: 12:00PM**
 - **CLARINETS: 2:00PM**
 - **SAXOPHONES: 4:45PM**
 - **DOUBLE REEDS: 6:15PM**
- **TUESDAY, AUGUST 18, 2021 9:00AM –PM**
 - **HORNS: 9:00AM**
 - **TRUMPETS: 10:15AM**
 - **LOW BRASS: 1:00PM**
 - **PERCUSSION: 4:00PM**

AUDITION PROCEDURE

All audition times are assigned by section. ALL students auditioning from one section should report to room 112 BEFORE the assigned start time in order to properly warm-up. At the assigned start time, all auditionees will draw numbers and audition in numerical order.

AUDITION ITEMS

The following items will be required in your audition. Prepare them to the best of your ability.

- **SCALES**
-
- **PREPARED EXCERPTS: SEE SPECIFICS BY INSTRUMENT**
- **SIGHT READING: SIGHT READING WILL BE PROVIDED DURING YOUR AUDITION. YOU WILL HAVE 45 SECONDS TO LOOK AT THE EXCERPTS AND THEN BE ASKED TO PLAY.**

TIPS FOR PREPARING AUDITION MATERIALS

- Notice the given metronome markings if available and work **UP** to that tempo. Start slow, even if the excerpt appears easy. Practice SLOW and be accurate. Maximize the musical elements, not just notes and rhythms, BEFORE moving to a quicker tempo.
- Be patient, consistent, and do not procrastinate. You cannot cram for an audition. You can choose to be prepared or try to get lucky.
- Remain calm and collected. Try your best. If this is your first audition, and the material is new or different from what you have had in the past, all we ask is that you prepare the best you can. Don't give up and assume you will fail. Playing something at a tempo you can control is better than trying to fake it at a faster temp.
- Give yourself time to warm-up and collect your thoughts before an audition. Show up at least 10 minutes early if possible.

**NMSU WINDS, BRASS, PERCUSSION
CONCERT ENSEMBLE AUDITION MATERIAL
FALL 2021**

TUBA EXCERPTS

1. Graceful Ghost Rag by William Bolcom
17 – 33
2. Yiddish Dances by Adam Gorb
1 – 5
3. Blazhevich Studies No. 8

1. Graceful Ghost Rag: Bolcom
17 – 33; Quarter = 56

GRACEFUL GHOST RAG

TUBA WILLIAM BOLCOM

Moderate Rag Tempo (straight sixteenths)

2. Yiddish Dances: Gorb
1 – 5; Eighth = 132

Yiddish Dances

Bass Tuba Adam Gorb

1. KHOSIDL

Andante ♩ = 132

UNIVERSITY BANDS
New Mexico State University
Box 3 F
Las Cruces, New Mexico 88003

3. Blazhevich No. 8

7

Veloce

8.

This section contains five staves of music in bass clef with a key signature of one flat (B-flat). The time signature is 8/8. The music is characterized by rapid sixteenth-note passages and eighth-note patterns. Measure 8 begins with a treble clef and a key signature change to one sharp (F-sharp), then returns to bass clef and one flat. Measures 9-12 continue the fast-paced melodic and rhythmic development.





Tempo I

This section contains four staves of music in bass clef with a key signature of one flat. The time signature is 4/4. The tempo is marked 'Tempo I'. The music features a more moderate pace with eighth-note and quarter-note patterns, including some triplet figures. The section concludes with a double bar line.

1. 2.

This block shows two alternative endings for the piece. The first ending (marked '1.') leads back to the beginning of the 'Tempo I' section. The second ending (marked '2.') provides a final conclusion to the piece with a double bar line.

♩ = 92



2

37



41



45



49



53



**NMSU WINDS, BRASS, PERCUSSION
CONCERT ENSEMBLE AUDITION MATERIAL
FALL 2021**

CAREFULLY READ ALL OF THE INFORMATION AS YOU PREPARE YOUR AUDITION

AUDITION DATES & TIMES

- **MONDAY, AUGUST 17, 2021 12:00PM – 8:00PM**
 - **FLUTES: 12:00PM**
 - **CLARINETS: 2:00PM**
 - **SAXOPHONES: 4:45PM**
 - **DOUBLE REEDS: 6:15PM**

- **TUESDAY, AUGUST 18, 2021 9:00AM –PM**
 - **HORNS: 9:00AM**
 - **TRUMPETS: 10:15AM**
 - **LOW BRASS: 1:00PM**
 - **PERCUSSION: 4:00PM**

AUDITION PROCEDURE

All audition times are assigned by section. ALL students auditioning from one section should report to room 112 BEFORE the assigned start time in order to properly warm-up. At the assigned start time, all auditionees will draw numbers and audition in numerical order.

AUDITION ITEMS - Percussion

The following items will be required in your audition. Prepare them to the best of your ability.

- **PREPARED EXCERPTS:**
 - **Xylophone**
 - **Snare**
 - **Timpani**

TIPS FOR PREPARING AUDITION MATERIALS

- Notice the given metronome markings if available and work **UP** to that tempo. Start slow, even if the excerpt appears easy. Practice SLOW and be accurate. Maximize the musical elements, not just notes and rhythms, BEFORE moving to a quicker tempo.
- Be patient, consistent, and do not procrastinate. You cannot cram for an audition. You can choose to be prepared or try to get lucky.
- Remain calm and collected. Try your best. If this is your first audition, and the material is new or different from what you have had in the past, all we ask is that you prepare the best you can. Don't give up and assume you will fail. Playing something at a tempo you can control is better than trying to fake it at a faster temp.
- Give yourself time to warm-up and collect your thoughts before an audition. Show up at least 10 minutes early if possible.

XYLOPHONE

Gershwin: Porgy and Bess (beginning–5 after 2)

$\text{♩} = 126$
Allegro con brio

ff risoluto e ben marcato

1

8va

loco

2

SNARE ETUDE

5

Musical score for the first movement of the Piano Concerto in G major, Op. 25, by Franz Liszt. The score is for the right hand (RH) and is written in 2/4 time. It features a variety of musical notations including eighth and sixteenth notes, triplets, trills, and dynamic markings such as *p*, *mf*, *f*, *p sub.*, *cresc.*, *poco*, *a*, and *Un poco rit.* The score is divided into measures by bar lines and includes a key signature of one sharp (F#).

NMSU WINDS, BRASS, PERCUSSION
CONCERT ENSEMBLE AUDITION MATERIAL
FALL 2021

TIMPANI EXCERPT: will be performed with a metronome.
Quarter = 110 (eighth = 220)

Calmo
TIMP. 43

The musical score consists of two staves. The top staff is in treble clef with a key signature of one sharp (F#) and a time signature of 6/8. It begins with a dynamic marking of *mf*. The bottom staff is in bass clef. Measures 43 through 51 are shown. Measures 43-48 contain melodic lines with various rests and accidentals. Measures 49-51 are marked with a box containing the number 51 and a series of rhythmic markings: 1, 1, 1, 1, 1, 2, 1. The staves end with a double bar line.